






## 4 Wheel Safe Combination Lock Instructions

Place your numbers in the boxes below

1st Number	<input type="text"/>	 TURN RIGHT	Stop when the number comes to the open mark for the 5th time.
2nd Number	<input type="text"/>	 TURN LEFT	Stop when the number comes to the open mark for the 4th time.
3rd Number	<input type="text"/>	 TURN RIGHT	Stop when the number comes to the open mark for the 3rd time.
4th Number	<input type="text"/>	 TURN LEFT	Stop when the number comes to the open mark for the 2nd time.
		 TURN RIGHT	Slowly turn the dial until it comes to a hard stop. The bolt is now retracted and the safe can be opened.