








## 4 Wheel Safe Combination Lock Instructions

Place your numbers in the boxes below

- |            |                      |   |   |
|------------|----------------------|---|---|
| 1st Number | <input type="text"/> | <br>TURN RIGHT | Stop when the number comes to the open mark for the 5th time.   |
| 2nd Number | <input type="text"/> | <br>TURN LEFT  | Stop when the number comes to the open mark for the 4th time.   |
| 3rd Number | <input type="text"/> | <br>TURN RIGHT | Stop when the number comes to the open mark for the 3rd time.   |
| 4th Number | <input type="text"/> | <br>TURN LEFT  | Stop when the number comes to the open mark for the 2nd time.   |
|            |                      | <br>TURN RIGHT | Slowly turn the dial until it comes to a hard stop. The bolt is now retracted and the safe can be opened. |

